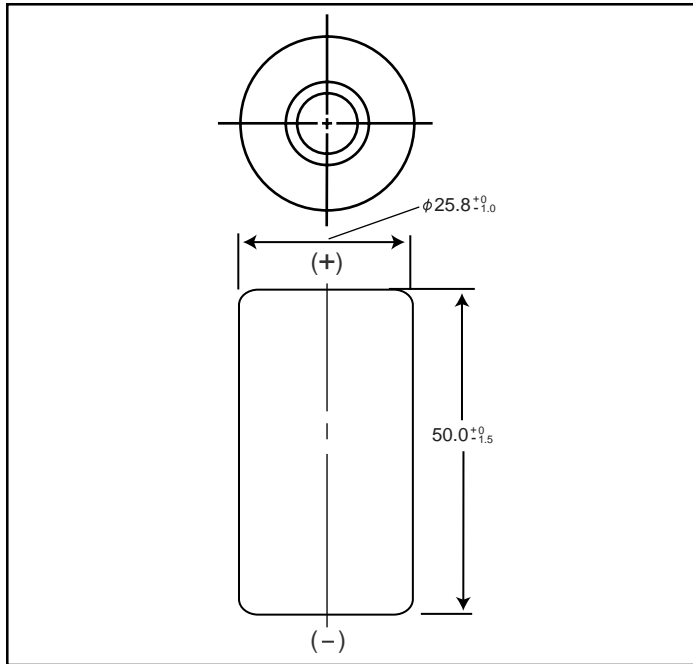


NICKEL METAL HYDRIDE BATTERIES: INDIVIDUAL DATA SHEET

HHR300CH Cylindrical C size (HR 26/50) for backup use

Dimensions (with Tube) (mm)



Specifications

	mm	inch
Diameter	25.8+0/-1.0	1.02+0/-0.04
Height	50.0+0/-1.5	1.97+0/-0.06
Approximate Weight	Grams	Ounces
	80	2.82

Nominal Voltage		1.2V		
Discharge Capacity¹	Average²	3300 mAh		
	Rated (Min.)	3100 mAh		
Approx. Internal impedance at 1000Hz at charged state.		5mΩ		
Charge	Standard	300mA (0.1It) x 16hrs.		
	Rapid³	1500mA (1It) x 2.4 hrs. ⁴		
	Low Rate	155mA x 32 hrs. 100mA x 48 hrs.		
Ambient Temperature	Charge	Standard	°C	°F
			0°C to 45°C	32°F to 113°F
		Rapid	10°C to 40°C	32°F to 104°F
	Low Rate	-10°C to 45°C	14°F to 149°F	
	Discharge	-10°C to 65°C 14°F to 113°F		
	Storage	< 1 year	-20°C to 35°C	-4°F to 95°F
< 3 months		-20°C to 35°C	-4°F to 95°F	
< 1 month		-20°C to 55°C	-4°F to 131°F	

¹ After charging at 0.1It for 16 hours, discharging at 0.2It.

² For reference only.

³ Need specially designed control system

Control System:

dT/dt cut-off; 1 to 2°C/min

-ΔV cut-off; -ΔV per cell = 5 to 10 mV

T-control; T=65°C

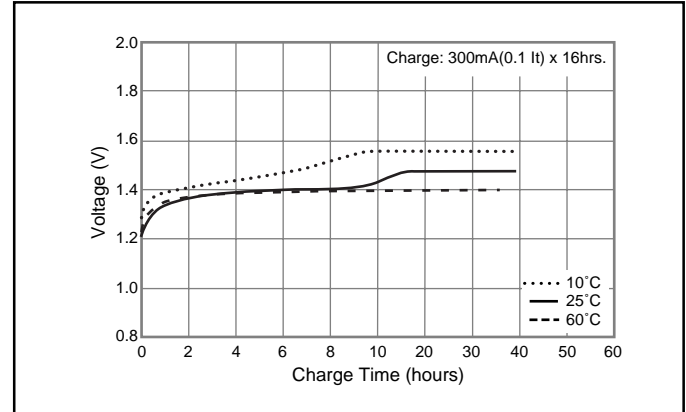
Rapid charger timer; 2.4h (at 1.25a)

Trickle timer; within 2h

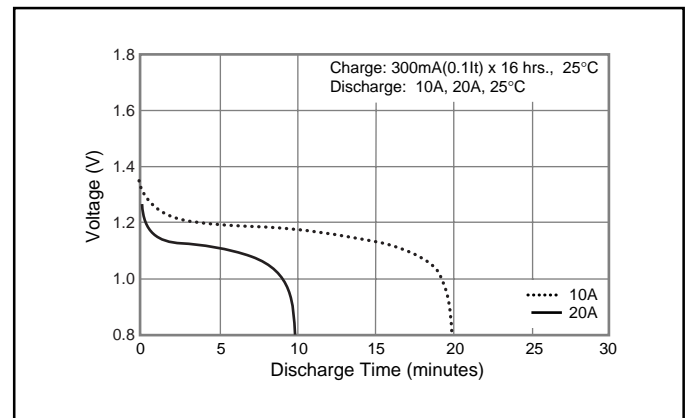
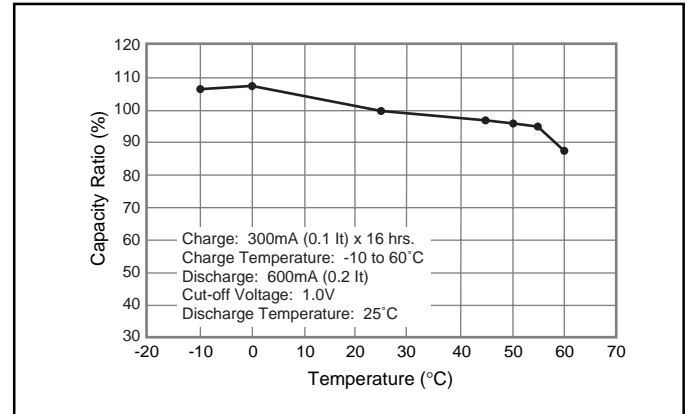
⁴ With control system

Battery performance and cycle life are strongly affected by how they are used. In order to maximize battery safety, please consult Panasonic when determining charge / discharge specs, warning label contents and unit design.

Typical Charge Characteristics



Typical Discharge Characteristics



Note: [It] was previously expressed as [C]. [It] is an IEC standard expression for the amount of charge or discharge current and is expressed as:

$$It(A) = C_n (Ah)/1h.$$

- [It] is the reference test current in amperes
- [C_n] is the rated capacity of the cell or battery in Ampere-hours.
n = the time base [hours] for which the rated capacity is declared